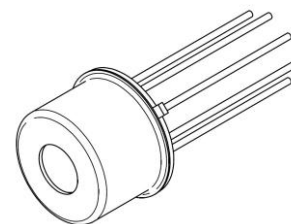


PVMA-1TE-5-1x1-TO39-pSiAR-70

DATASHEET

InAsSb one-stage thermoelectrically-cooled photovoltaic multi-junction infrared detector



FEATURES

- Spectral range: 2.0 to 5.5 μm
- RoHS-compliant III-V material
- Large active area
- Back-side illuminated
- No minimum order quantity required

RELATED PRODUCT

- AMS3140-01 RoHS-compliant detection module

APPLICATIONS

- Contactless temperature measurement: railway transport, industrial and laboratory processes monitoring
- Flame and explosion detection
- Threat warning systems
- Heat-seeking, thermal signature detection
- Dentistry
- Gas detection, monitoring and analysis: CH_4 , C_2H_2 , CH_2O , HCl , NH_3 , SO_2 , C_2H_6 , CO , CO_2 , NO_x
- Breath analysis: C_2H_6 , CH_2O , NH_3 , NO , OCS
- Gas leak detection
- Combustion process control
- Non-destructive material testing

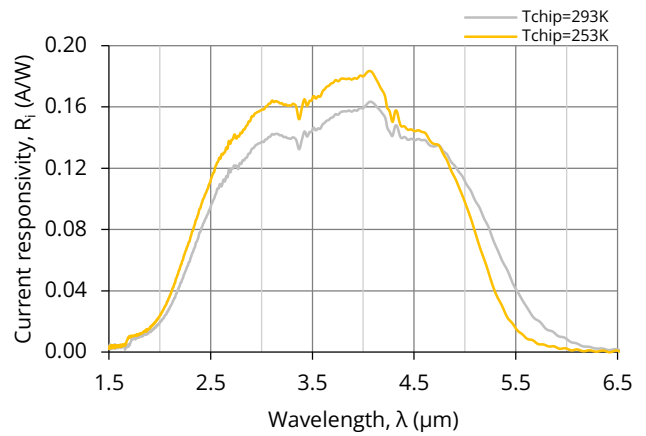
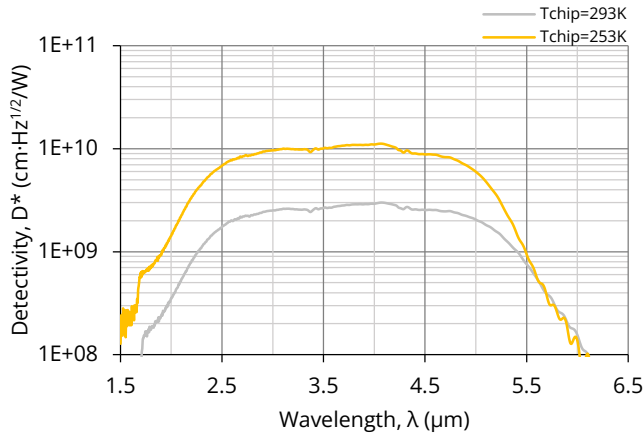
DETECTOR CONFIGURATION

Detector symbol	Cooling	Temperature sensor	Active area, A, mm \times mm	Optical immersion	Package	Acceptance angle, Φ , deg.	Window
PVMA-1TE-5-1x1-TO39-pSiAR-70	1TE ($T_{\text{chip}} \cong 253\text{K}$)	thermistor	1 \times 1	no	1TE-TO39 (8 pin)	~ 70	pSiAR (planar silicon, anti-reflection coating)

SPECIFICATION ($T_{\text{amb}} = 293\text{ K}$, $V_b = 0\text{ V}$)

Detector symbol	Active element temperature	Cut-on wavelength (10%)		Peak wavelength	Cut-off wavelength (10%)		Detectivity	Current responsivity		Time constant		Dynamic resistance	
	T_{chip}	$\lambda_{\text{cut-on}}$	λ_{peak}	$\lambda_{\text{cut-off}}$	$D^*(\lambda_{\text{peak}}, 20\text{kHz})$			$R_i(\lambda_{\text{peak}})$		τ		R_d	
	K	μm	μm	μm	cm $\cdot\text{Hz}^{1/2}/\text{W}$			A/W		ns		Ω	
	Typ.	Typ.	Typ.	Typ.	Min.	Typ.		Min.	Typ.	Typ.	Max.	Min.	Typ.
PVMA-1TE-5-1x1-TO39-pSiAR-70	253	2.0	4.0	5.5	3.0 $\times 10^9$	1.0 $\times 10^{10}$	0.08	0.18	20	80	1 000	4 000	
	293				1.0 $\times 10^9$	3.0 $\times 10^9$	0.06	0.16	30	160	150	450	

SPECTRAL RESPONSE (Typ., $T_{amb} = 293\text{ K}$)



MECHANICAL LAYOUT AND PINOUT

- [1TE-TO39\(8p\)-pW, PV detector technical drawing](#)

ABSOLUTE MAXIMUM RATINGS

Parameter	Test conditions, remarks	Value	Unit
Ambient operating temperature, T_{amb}	Operation at $T_{amb} > 30^{\circ}\text{C}$ may increase the active element temperature and reduce the performance of the detector below specified parameters	-20 to 70	$^{\circ}\text{C}$
Storage temperature, T_{stg}		-20 to 85	$^{\circ}\text{C}$
Soldering temperature	Within 5 s or less	≤ 370	$^{\circ}\text{C}$
Storage humidity	No dew condensation	10 to 90	%
Maximum incident optical power density	Continuous wave (CW) or single pulses $> 1\ \mu\text{s}$ duration	100	W/cm^2
	Single pulses $< 1\ \mu\text{s}$ duration	1	MW/cm^2
Maximum bias voltage, $V_{b\ max}$		-2.0	V
Maximum TEC voltage, $V_{TEC\ max}$	1TE	0.4	V
Maximum TEC current, $I_{TEC\ max}$	1TE	1.67	A

Stresses beyond those listed under absolute maximum ratings may cause permanent damage to the device. Constant or repeated exposure to absolute maximum rating conditions may affect the quality and reliability of the device.