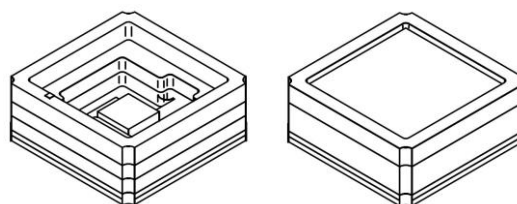


PVA-5-SMD SERIES

PRELIMINARY DATASHEET

InAsSb room-temperature photovoltaic infrared detectors



FEATURES

- Spectral range: 2.0 to 5.6 μm (without filter)
- RoHS-compliant III-V material
- Large active area
- Front-side illuminated
- High ambient operating and storage temperature
- Compact, surface mount type ceramic package (size 4x4 mm²)
- Compatible with lead-free solder reflow
- No minimum order quantity required

APPLICATIONS

- Contactless temperature measurement: railway transport, industrial and laboratory processes monitoring
- Flame and explosion detection
- Threat warning systems
- Heat-seeking, thermal signature detection
- Dentistry
- Gas detection, monitoring and analysis: CH₄, C₂H₂, CH₂O, HCl, NH₃, SO₂, C₂H₆, CO, CO₂, NO_x
- Breath analysis: C₂H₆, CH₂O, NH₃, NO, OCS
- Gas leak detection
- Combustion process control
- Non-destructive material testing

RECOMMENDED ACCESSORIES

- SMD-3.6k-AMP amplifier

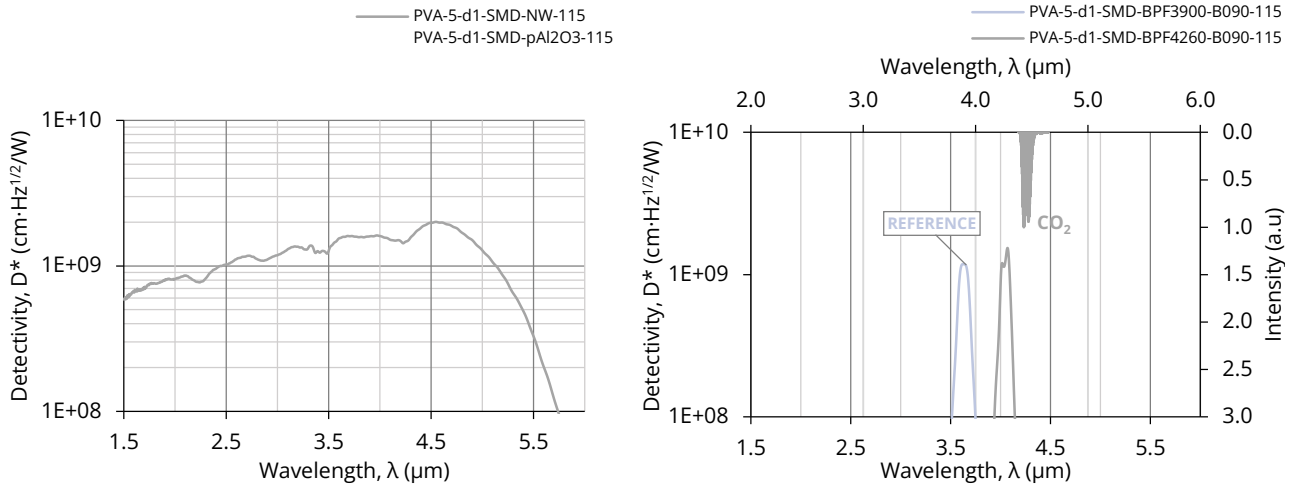
SERIES DESCRIPTION

Detector symbol	Cooling	Temperature sensor	Active area diameter, d _a , mm	Optical immersion	Package	Acceptance angle Φ , deg.	Window
PVA-5-d1-SMD-NW-115	no	n/a	1	no	SMD	≥ 115	no
PVA-5-d1-SMD-pAl ₂ O ₃ -115							pAl ₂ O ₃ (planar sapphire)
PVA-5-d1-SMD-BPF3900-B090-115							planar with filter ($\lambda_{\text{cwl}} = 3900 \text{ nm}$, bandwidth = 90 nm)
PVA-5-d1-SMD-BPF4260-B090-115							planar with filter ($\lambda_{\text{cwl}} = 4260 \text{ nm}$, bandwidth = 90 nm)

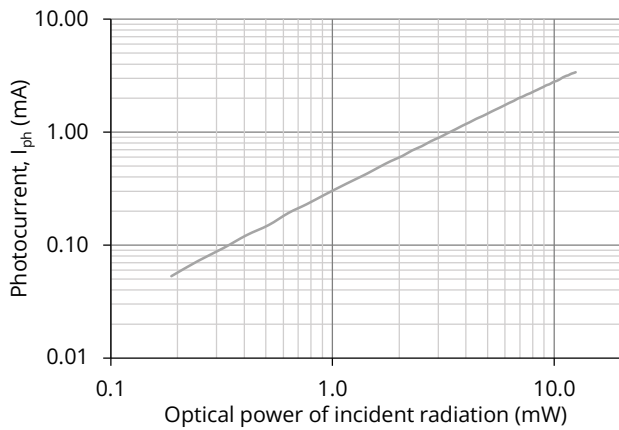
SPECIFICATION (T_{amb} = 293 K, V_b = 0 V)

Detector symbol	Cut-on wavelength (10%)	Peak wavelength	Cut-off wavelength (10%)	Detectivity		Current responsivity		Dynamic resistance	
	$\lambda_{\text{cut-on}}$	λ_{peak}	$\lambda_{\text{cut-off}}$	D*(λ_{peak} , 20 kHz)		R(λ_{peak})		R _d	
	μm	μm	μm	cm $\cdot\text{Hz}^{1/2}/\text{W}$		A/W		Ω	
	Typ.	Typ.	Typ.	Min.	Typ.	Min.	Typ.	Min.	Typ.
PVA-5-d1-SMD-NW-115	2.0	4.5	5.6	1.0 $\times 10^9$	2.0 $\times 10^9$	0.20	0.35	50	65
PVA-5-d1-SMD-pAl ₂ O ₃ -115	-	3.90	-	8.0 $\times 10^8$	1.2 $\times 10^9$	0.16	0.22		
PVA-5-d1-SMD-BPF3900-B090-115	-	4.26	-	9.0 $\times 10^8$	1.3 $\times 10^9$	0.18	0.24		
PVA-5-d1-SMD-BPF4260-B090-115	-	-	-	-	-	-	-		

SPECTRAL RESPONSE (Typ., $T_{amb} = 293\text{ K}$)



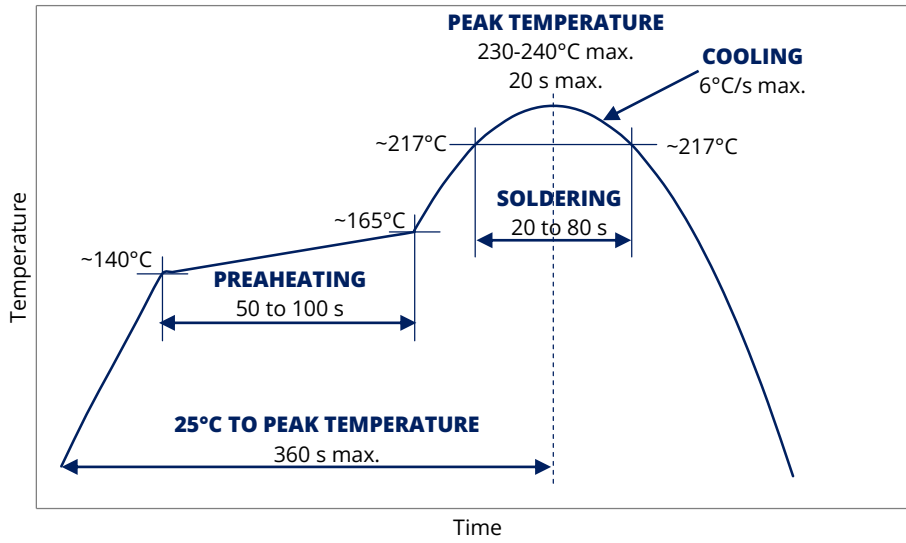
LINEARITY (Typ., $T_{amb} = 293\text{ K}$, $V_b = 0\text{ V}$, $\lambda = 4.55\text{ }\mu\text{m}$)



MECHANICAL LAYOUT AND SIGNAL OUTPUT

- [SMD-pW, PV detector technical drawing](#)
- [SMD-NW, PV detector technical drawing](#)

RECOMMENDED REFLOW SOLDERING CONDITIONS



Desoldering and re-soldering the component may cause degradation of the detector.

ABSOLUTE MAXIMUM RATINGS

Parameter	Test conditions, remarks	Value	Unit
Ambient operating temperature, T_{amb}	Detector parameters depend on T_{amb}	-20 to 70	°C
Storage temperature, T_{stg}		-20 to 70	°C
Soldering temperature	See "Recommended reflow soldering conditions"	-	-
Storage humidity	No dew condensation	10 to 90	%
Maximum incident optical power density	Continuous wave (CW) or single pulses >1 μ s duration	100	W/cm ²
	Single pulses <1 μ s duration	1	MW/cm ²
Maximum bias voltage, $V_{b,max}$		-1	V

Stresses beyond those listed under absolute maximum ratings may cause permanent damage to the device. Constant or repeated exposure to absolute maximum rating conditions may affect the quality and reliability of the device.