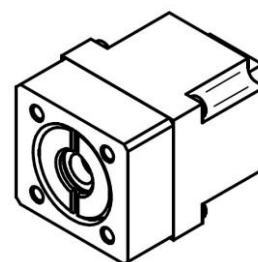


SIP-TO39 SERIES

DATASHEET

Small-size, for uncooled detectors, transimpedance amplifiers



FEATURES

- Compatible with VIGO uncooled IR detectors in the TO39 package
- Frequency bandwidth: up to 250 MHz
- Small size
- AC or DC coupled
- External power supply required
- Compatible with optical accessories
- Adjustable gain (optional, modules with a frequency bandwidth of up to 100 MHz)

INCLUDED ACCESSORIES

- 1 pc of MMCX-BNC cable
- 1 pc of AMP2x4-DB9 cable

DEDICATED ACCESSORIES

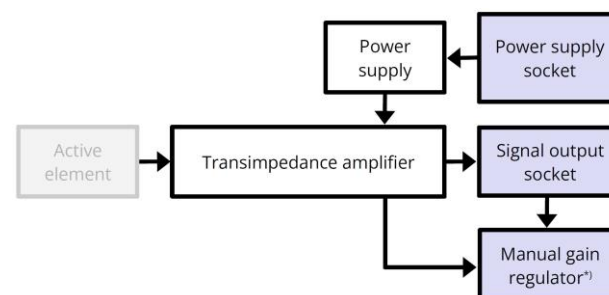
- [PPS-03 power supply series](#)

CODE DESCRIPTION

Type	f_{lo} , Hz	f_{hi} , Hz	Detector package	Gain adjustment
SIP	DC	100k	TO39	G ^{*)} (with gain adjustment) NG (without gain adjustment)
	10	1M		
	100	10M		
	1k	100M		
	10k	250M		

^{*)} Only for SIP amplifiers with $f_{hi} \leq 100$ MHz

SCHEMATIC DIAGRAM

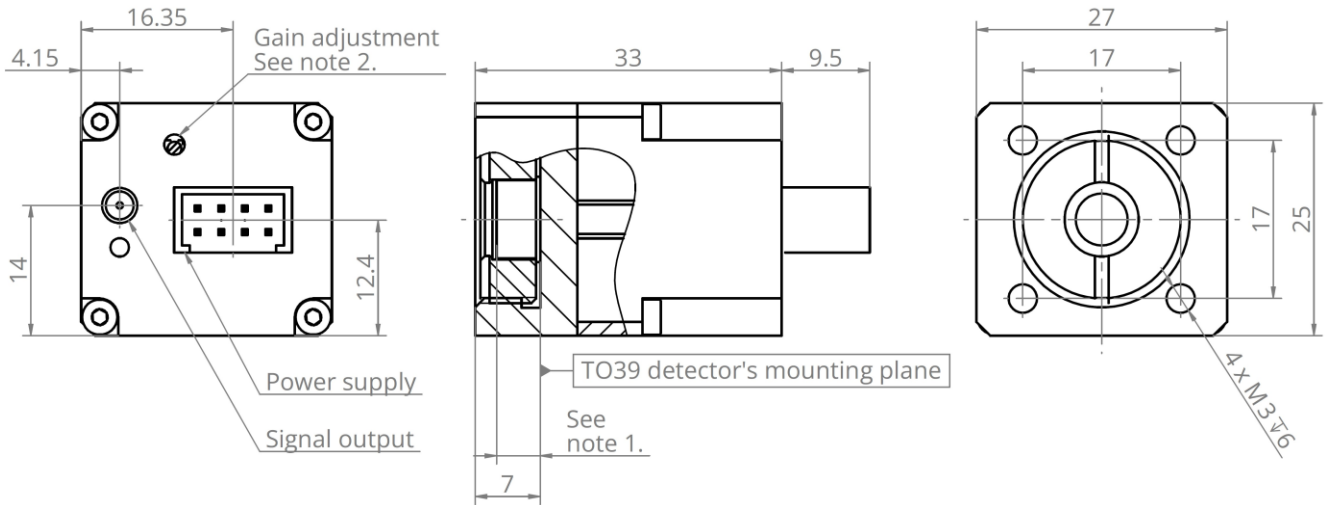


^{*)} Only for the SIP-xx-xx-TO39-G version.

SPECIFICATION ($T_{amb} = 293$ K)

Parameter	Conditions, remarks	Value	Unit
Low cut-off frequency, f_{lo}		DC, 10, 100, 1k, 10k	Hz
High cut-off frequency, f_{hi}		100k, 1M, 10M, 100M, 250M	Hz
Transimpedance, K_i	Tunable, only the SIP-xx-xx-TO39-G version	up to 100	kV/A
Transimpedance range, $K_{i\ max}/K_{i\ min}$	Depending on the f_{hi} , only the SIP-xx-xx-TO39-G version	up to 5	-
Output impedance, R_{out}		50	Ω
Output voltage swing, V_{out}	$f_{hi} \leq 1$ MHz, $R_{load} = 1$ M Ω	± 10	V
	$f_{hi} > 1$ MHz, $R_{load} = 50$ Ω	± 1	
Output voltage offset, V_{off}		max. ± 20	mV
Power supply voltage, V_{sup}	$f_{hi} \leq 1$ MHz, $R_{load} = 1$ M Ω	± 15	V
	$f_{hi} > 1$ MHz, $R_{load} = 50$ Ω	± 9	
Power supply current, I_{sup}		max. ± 50	mA
Weight		52	g

MECHANICAL LAYOUT (Unit: mm)

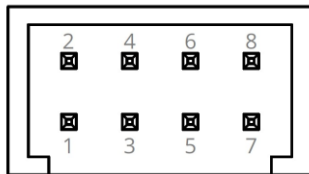


Notes:

1. TO39 detector dimensions in the TO39 package technical drawings.
2. Only for the SIP-xx-xx-TO39-G version.

POWER SUPPLY SOCKET PINOUT

AMPMODU 280389-2 (male)



Pin No.	Symbol	Function
1	-Vsup	Power supply input (-)
2	NC	Not connected
3	GND	Ground
4	NC	Not connected
5	GND	Ground
6	NC	Not connected
7	+Vsup	Power supply input (+)
8	NC	Not connected

ABSOLUTE MAXIMUM RATINGS

Parameter	Test conditions, remarks	Value	Unit
Ambient operating temperature, T_{amb}		10 to 30	°C
Storage temperature, T_{stg}		-20 to 50	°C
Humidity	No dew condensation	10 to 90	%

Stresses beyond those listed under Absolute maximum ratings may cause permanent damage to the device. Constant or repeated exposure to absolute maximum rating conditions may affect the quality and reliability of the device