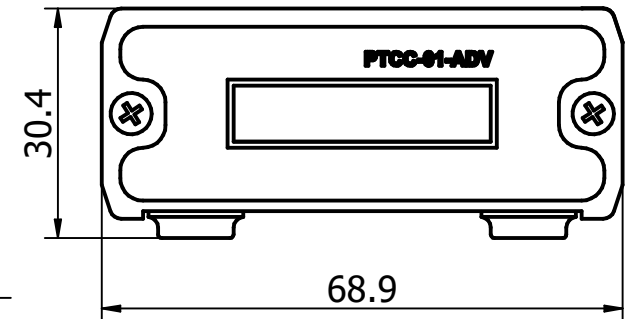
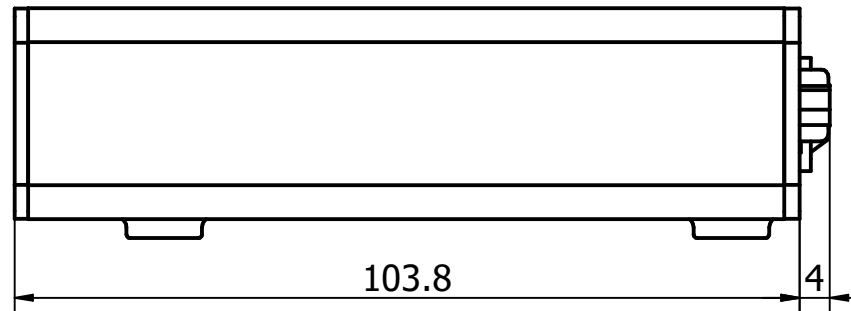
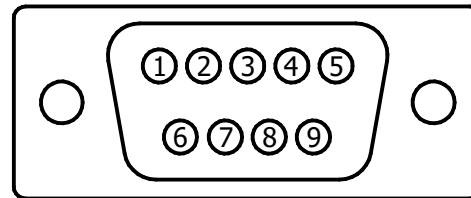


1:2



IR module socket  
D-sub 9 pin (female)

Pin No.	Symbol	Function
1	TEC+	TEC supply output (+)
2	TEC-	TEC supply output (-)
3	GND	Ground
4	TH1	Thermistor input (1)
5	TH2	Thermistor input (2)
6	-Vsup	Power supply output (-)
7	+5 V	Fan and programmable preamp internal logic auxiliary supply
8	DATA	Bidirectional data port
9	+Vsup	Power supply output (+)
metal cover	GND-SH	Shield



UNIT: mm  
GENERAL TOLERANCE:  
ISO 2768-mK

Scale  
1:1

Sheet  
1/1

Size  
A4

This document is the property of VIGO System S.A. and may not be disclosed to third parties, copied or used in whole or in part for any purpose without written permission from VIGO System S.A.

Date  
07.01.2020

Drawing No.  
PTCC-01-ADV

Rev.  
0

Title  
PTCC-01-ADV TEC controller

